

# Virtual Desktop and Applications

We use a Virtual Desktop and Applications environment to access applications needed during your exercise hours, study or work @UNIBZ. You have access to a Windows 10 environment with several applications you will be needing to accomplish assignments and tasks.

## To access the Virtual Desktop and Applications:

- use your Personal Computer/Notebook/Tablet/Smart Phone - Accessible everywhere
- borrow a Laptop in our UNIBZ Library (via your student card) - Laptops can be used only inside Campus

## Accessing virtual desktops

### PC Labs

Virtual desktops are available the PC labs E331/E431/E531 in the E building. To access them just power on a PC and choose

1) View Client - VDI Desktop



The VMware View client starts and in a couple of seconds the login dialog will pop up. Please choose UNIBZ as your domain and type in your username and password.



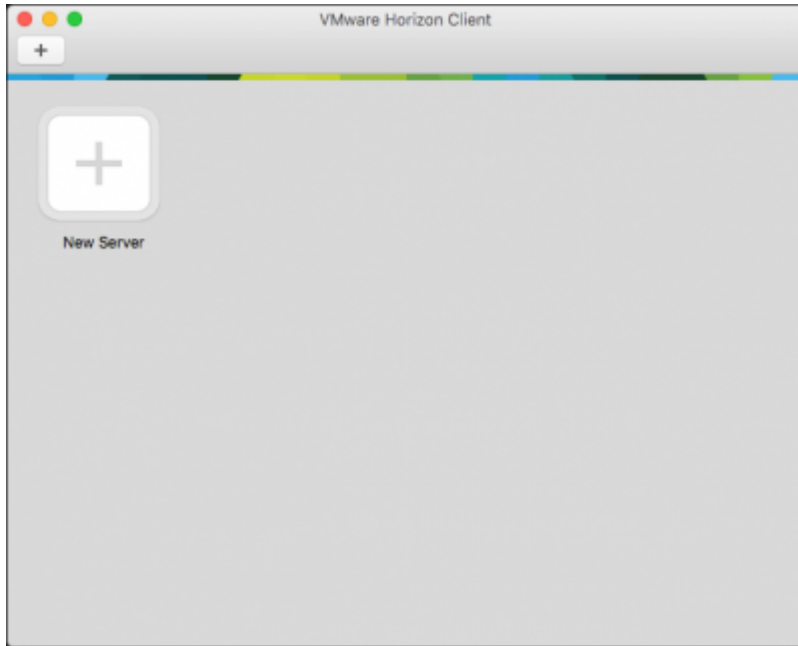
At this point you have access to different resources. You can start your virtual desktop by choosing **Windows 10 - PC Labs**. The first run will take a couple of minutes to log you in to your desktop.



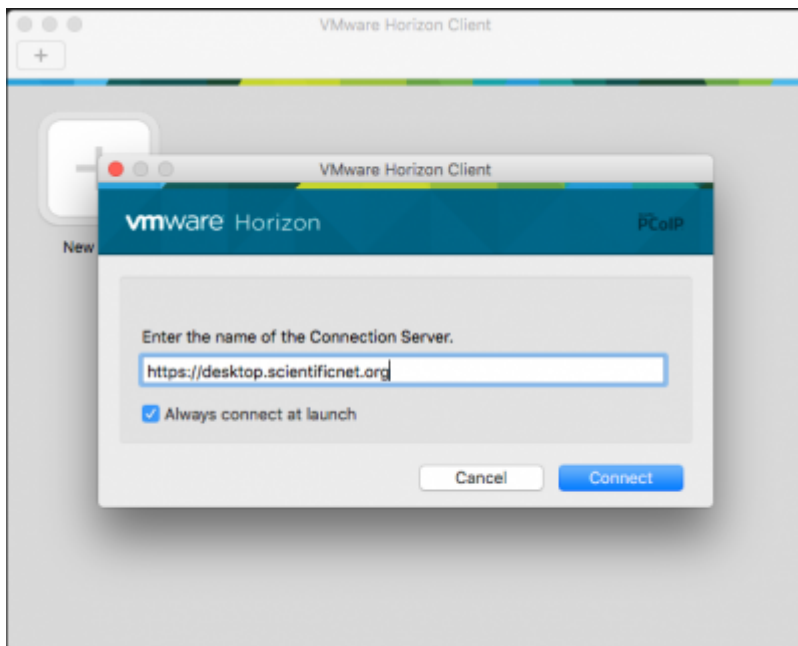
### Your PC/MAC/Android/iOS/Linux device

You can also access the virtual desktops from your devices. Clients for the principal OSes [here](#). Apps for iOS and Android can be downloaded from the respective stores, just search for “VMware View”.

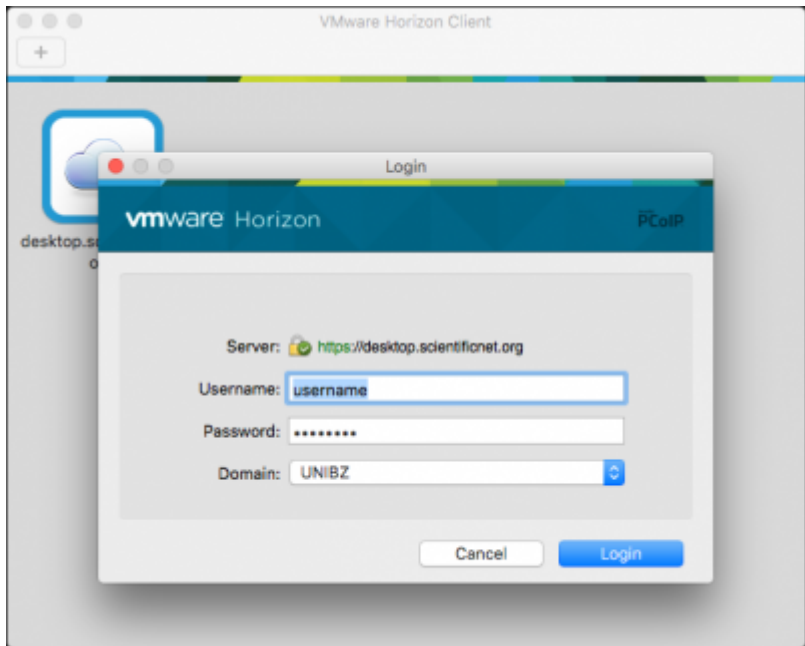
The VMware View client needs to be configured to be able to access the desktops. Press the “+” button




and type <https://desktop.scientificnet.org> as server.



login with your UNIBZ credentials



and choose **Windows 10 - PC Labs**

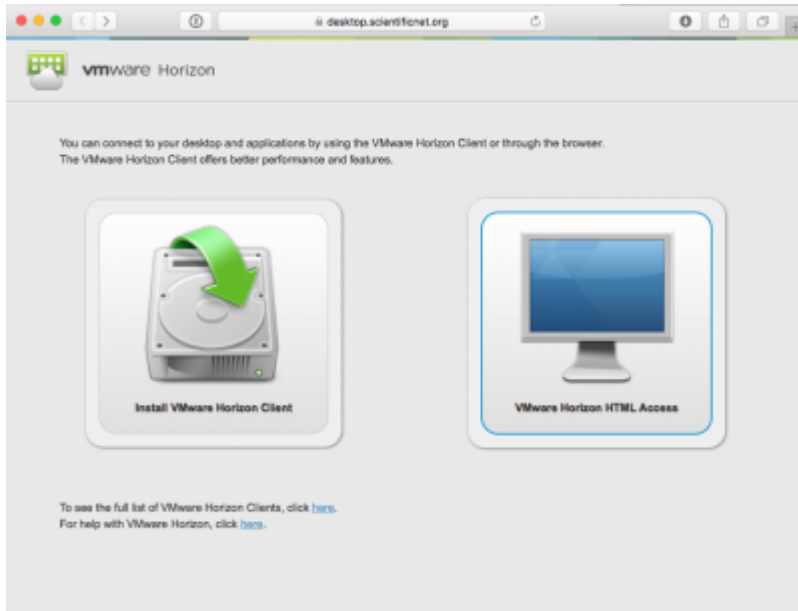


The first run will take a couple of minutes to log you in to your desktop.

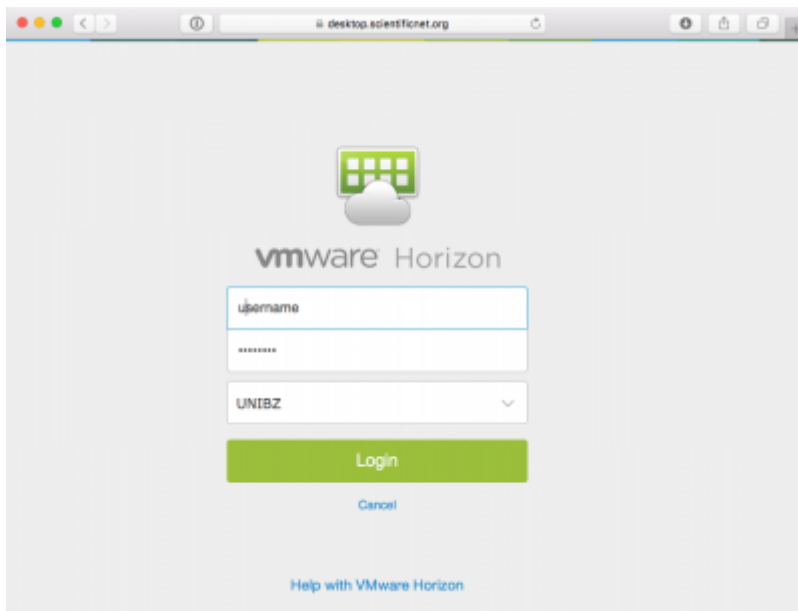
### HTML5 access - Unsupported

If you need to access your desktops and you don't have the possibility to install the client, you can use a HTML5 compatible browser. This access is offered as best effort, there are some know issues, i.e. you have to use the US keyboard layout. We won't provide support for this type of access.

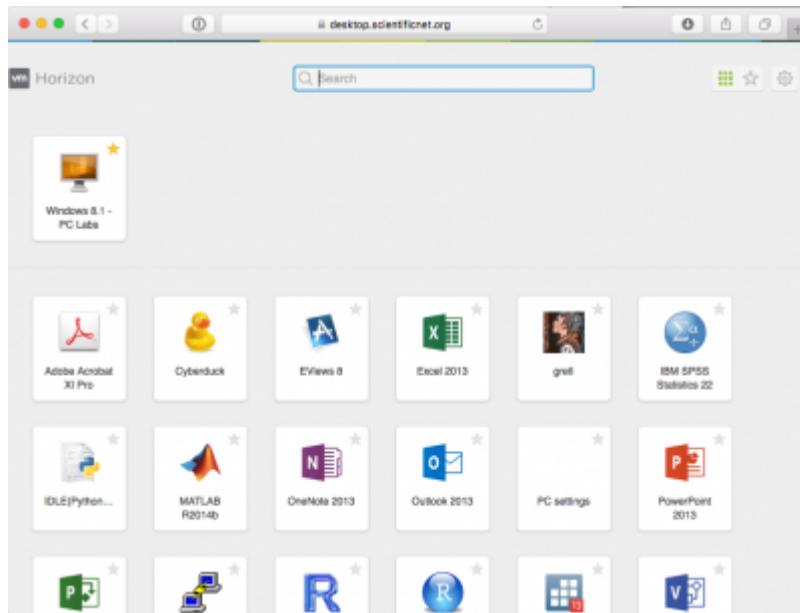
Point it at <https://desktop.scientificnet.org/> and choose VMware Horizon HTML access



Put your credentials and dont'forget to choose UNIBZ as domain



Select **Windows 10 - PC Labs**



## Notes

If you disconnect from the View client the session will run for 2 hours. After this time your virtual desktop will be powered off and unsaved work **will be lost**. There is no time limitation if you stay connected.

From:  
<https://wiki.inf.unibz.it/> - **CS-Tech Wiki**

Permanent link:  
[https://wiki.inf.unibz.it/doku.php?id=public:vdi\\_labs&rev=1476278861](https://wiki.inf.unibz.it/doku.php?id=public:vdi_labs&rev=1476278861)

Last update: **2019/01/16 10:03**

